

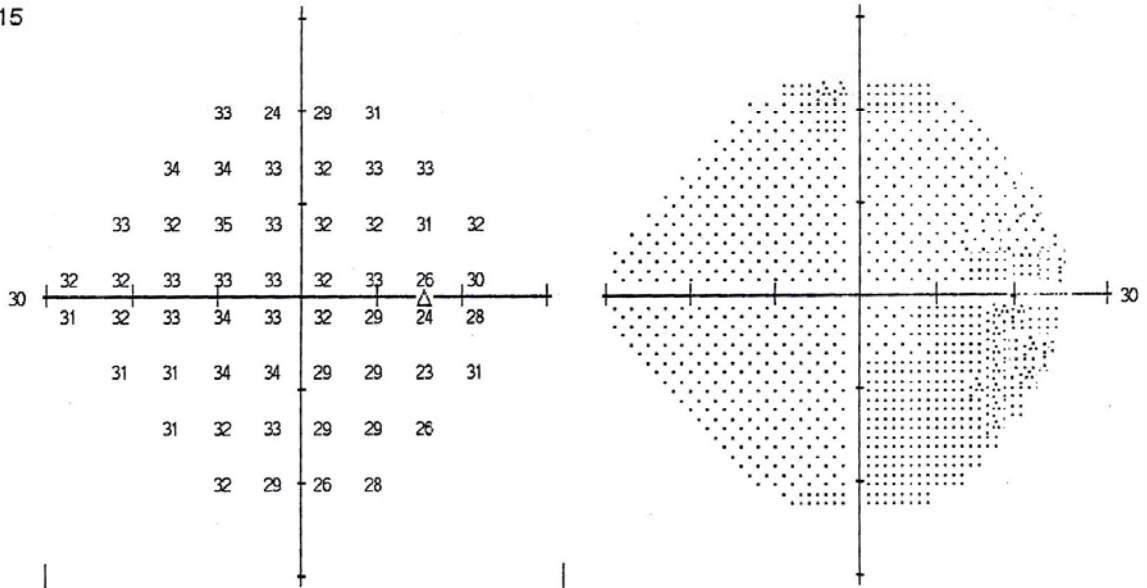
Fixation Monitor: Blindspot
 Fixation Target: Central
 Fixation Losses: 0/11
 False POS Errors: 0 %
 False NEG Errors: 1 %
 Test Duration: 03:15

Stimulus: III, White
 Background: 31.5 ASB
 Strategy: SITA-Fast

Pupil Diameter:
 Visual Acuity:
 RX: DS DC X

Date: 11-02-2007
 Time: 3:32 PM
 Age: 41

Fovea: OFF



		4	-5	0	3				
		3	3	1	1	2	3		
		2	1	2	0	0	0	2	
		4	1	1	-1	-1	-1	0	-1
		2	1	0	0	-1	-2	-4	-3
		0	-1	1	0	-5	-4	-9	0
		0	0	0	-3	-3	-5		
		1	-1	-5	-3				

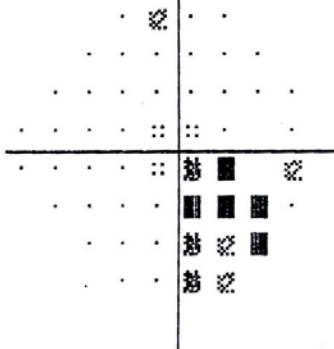
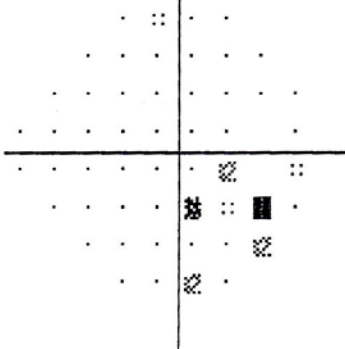
						2	-7	-2	1				
						1	0	-1	-1	0	0		
						0	-2	0	-2	-3	-2	-3	-1
						1	-1	-1	-3	-4	-4	-2	-3
						0	-2	-2	-2	-4	-5	-6	-6
						-2	-4	-2	-2	-7	-6	-11	-3
						-2	-2	-2	-5	-5	-7		
						-1	-4	-7	-5				

GHT
 Outside normal limits

MD -0.30 dB
 PSD 2.22 dB

Total Deviation

Pattern Deviation



:: < 5%
 ☒ < 2%
 ☒ < 1%
 ■ < 0.5%

CITY UNIVERSITY